



BALLASTING

Barge ballasting pumps



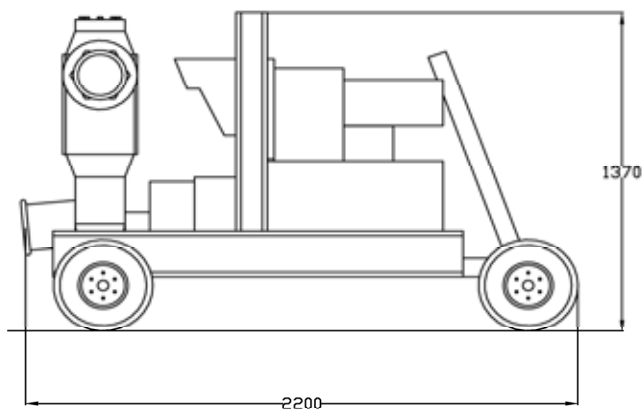
BARGE BALLASTING PUMP
6" Diesel driven centrifugal pump



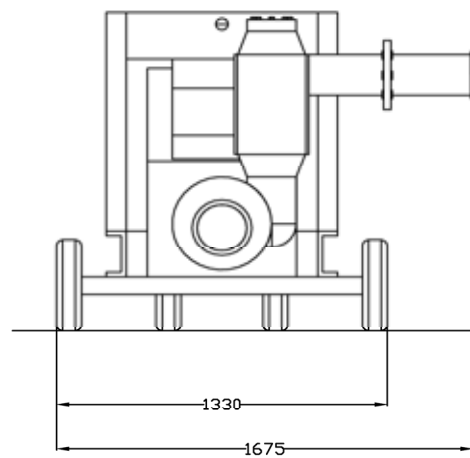
BALLASTING

Pump dimensions

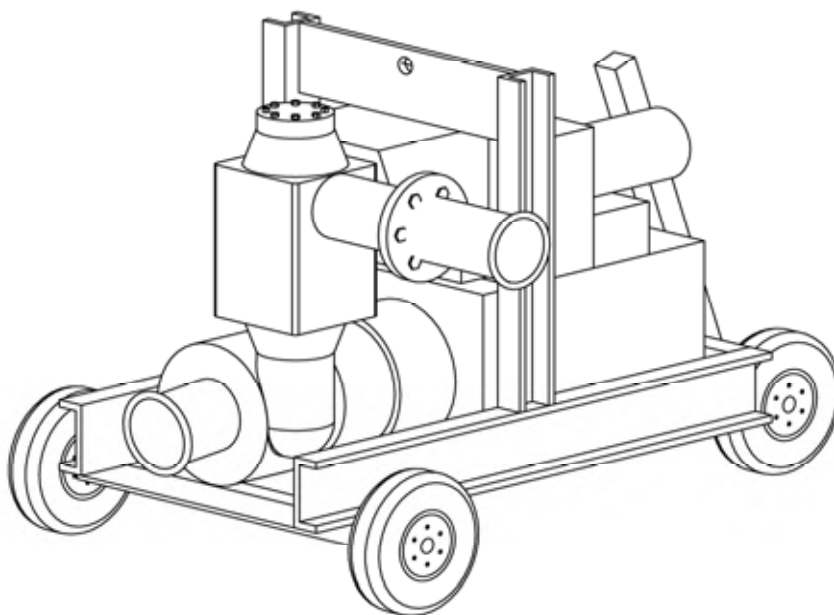
SIDE VIEW



END VIEW



ISOMETRIC VIEW



BARGE BALLASTING PUMP

6" Diesel driven centrifugal pump



Air-Marine

BALLASTING

Pump general specifications

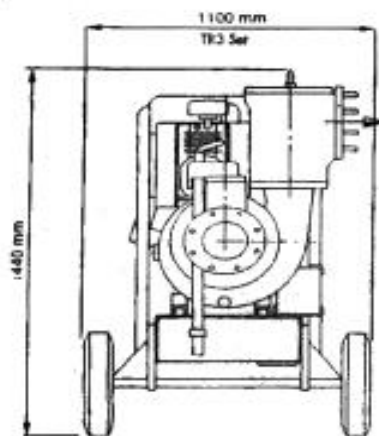
Pump Casing/ Separation Tank	Engine Adaptor	Wear Plate	Impeller	Shaft	NRV Tank* Ball & Seat	Mechanical Seal	Drive End Bearing	Pump End Bearing	Compressor
Cast Iron to BS1452 Grade 220	Cast Iron to BS1452 Grade 220	Cast Carbon Manganese Steel BS3 100- 1991 Grade 5 Min. Hardness Brinell 300HB	Cast Steel BS3100 1976G408W4 Hardened to 341 HB Brinell	Nickel Chrome Steel to BS 970 Grade M40 EN241	Cast Iron - High Nitrile Rubber	Silicon Carbide vs Silicon Carbide	Taper Roller 3311	Taper Roller 3311	15 cfm @ 60 psi

* Also available in Silicon Aluminium to BS 1490 Grade LM25WP

Technical Details:

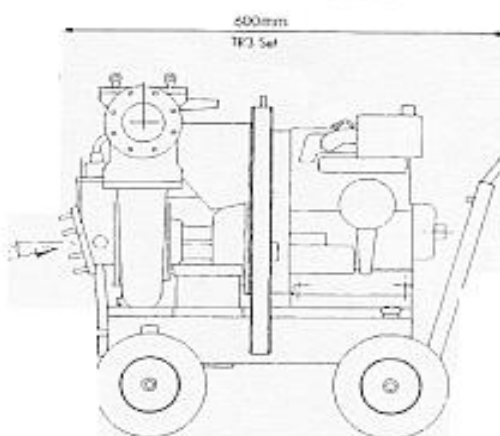
Suction: Flanged 6" table 'D'
 Discharge: Flanged 6" table 'D'
 Max. Solids handling size 65 mm dia.
 Max. Impeller dia. 280 mm (three bladed fully open)
 Max. Operating temp. +80°C
 Max. Working Pressure 4 BAR (59 PSI)
 Max. Suction Pressure 2 BAR (29 PSI)
 Max. Test Pressure 6 BAR (88 PSI)
 Max. Operating Speed 2200 RPM
 Min. Operating Speed 1200 RPM
 Standard Compressor Absorbs 3 KW
 Fuel tank capacity litres hours running
 Lister TR3 73 14
 Perkins 104.19 73 16
 Perkins 1004-40T 270 15

Approximate Dimensions:



Approximate Nett Weight:

CD150M/TR3
723kg



CD150M/104.19
693kg

Diesel Set – Performance Tables

CD150M/TR3 – 17 kw at 1500 r.p.m. – 250 mm impeller

CD150M/104.19 – 15 kw at 1500 r.p.m. – 250 mm impeller

Total Delivery Head – Feet					
Total Suction Head – Feet	10	20	30	40	50
Output GPM					
10	1380	1200	1000	700	260
15	1280	1110	860	500	
	700				

CD150M/1004-40T – 67kw at 2200 r.p.m. – 275 mm impeller

Total Delivery Head – Feet					
Total Suction Head – Feet	30	60	90	120	140
Output GPM					
10	1680	1610	1400	1000	600
15	1650	1590	1340	900	450
	920				

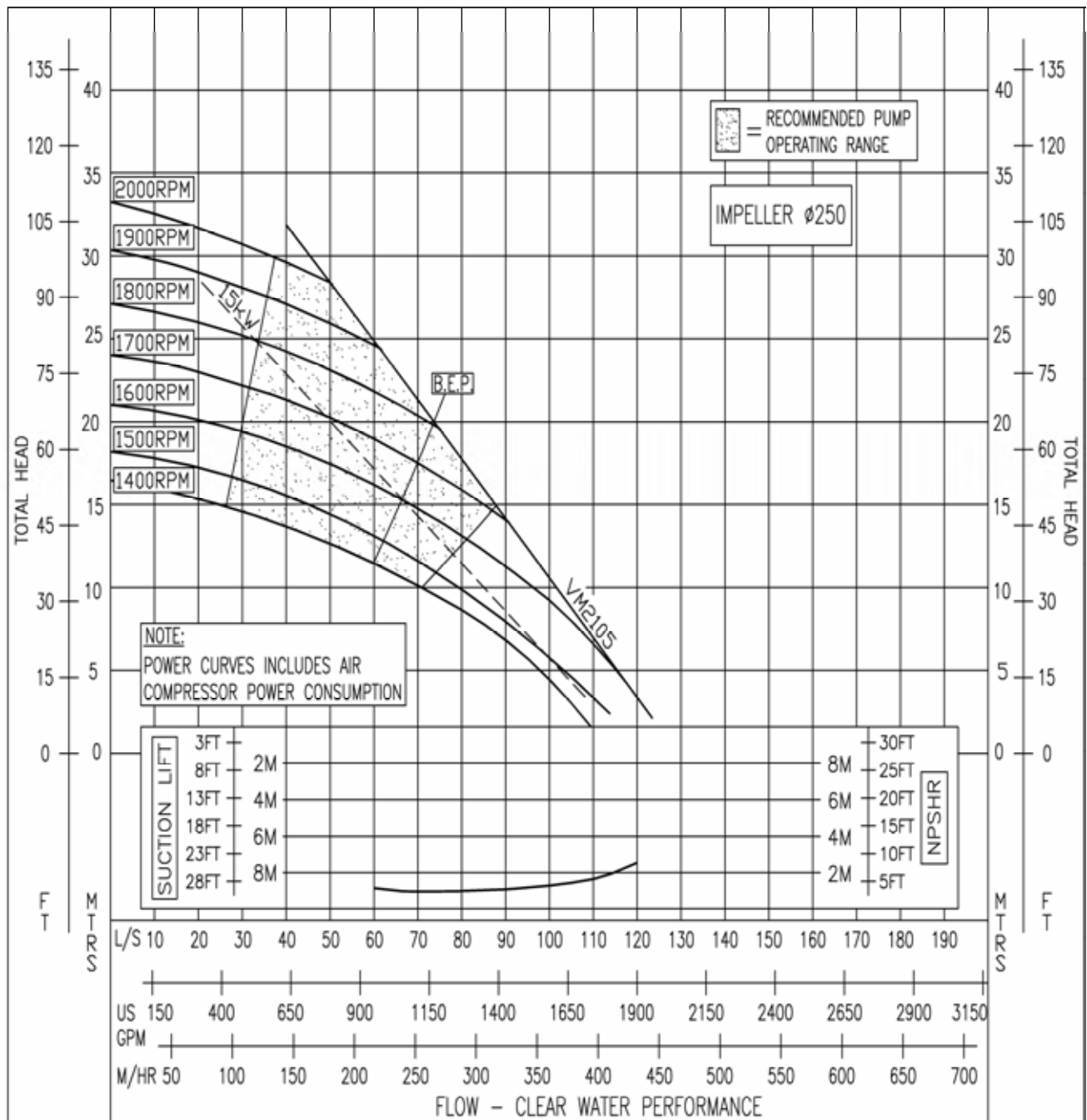
BARGE BALLASTING PUMP

6" Diesel driven centrifugal pump



BALLASTING

Pump flow chart



BARGE BALLASTING PUMP

6" Diesel driven centrifugal pump